



Sparebanken Sør

DNB MARKETS CREDIT RESEARCH

BANK REPORT 2019/1

AUTOMATED CREDIT SCORES ON NORWEGIAN BANKS - 03 MAY 2019

Covering analysts:

Rolv Kristian Heitmann

+47 24 16 90 49

rh@dnb.no

Ole Einar Stokstad

+47 24 16 90 48

ole.einar.stokstad@dnb.no

This note is an extract from the full report 'DNB Markets Bank Report 2019/1', including its disclaimer. Please see the last pages for important information. This research report was not produced in the US. Analysts employed by non-US affiliates are not registered/ qualified research analysts with FINRA in the United States.

DNB
MARKETS

Covering Analysts:

Rolv Kristian Heitmann
+47 24 16 90 49
rh@dnb.no

IMPORTANT

This analysis is protected by the provisions of the Norwegian Copyright Act. The analysis is prepared for distribution to specific customers of DNB Markets.

Copies may not be made from the analysis, neither may the analysis be made available to others in its entirety or in parts without the prior written permission of DNB Markets.

© 2019 DNB Markets.

Sparebanken Sør

DNB Markets' bank ACS⁴: a-
 Senior unsecured ACS⁴: a-
 Senior non-preferred ACS⁴: bbb+
 Subordinated Tier 2 ACS⁴: bbb
 Hybrid Tier 1 ACS⁴: bb+

ACS rank: 18 / 111
 Size rank: 6
 Bank ACS change from previous: No
 Main driver for change:

Av. asset balance: 117,718m
 Av. adj. assets¹: 117,718m
 Offices in Norway/ abr.: 0/ 34
 No alliance

sor.no Off. ratings (sen. unsec.):
 Moody's: A1 NEG
 S&P: n.a.
 Fitch: n.a.
 Scope: n.a.
 NCR: n.a.
 42% - 85%

Senior unsecured recovery interval given bail-in and depositor preference - see introduction (low - high) :

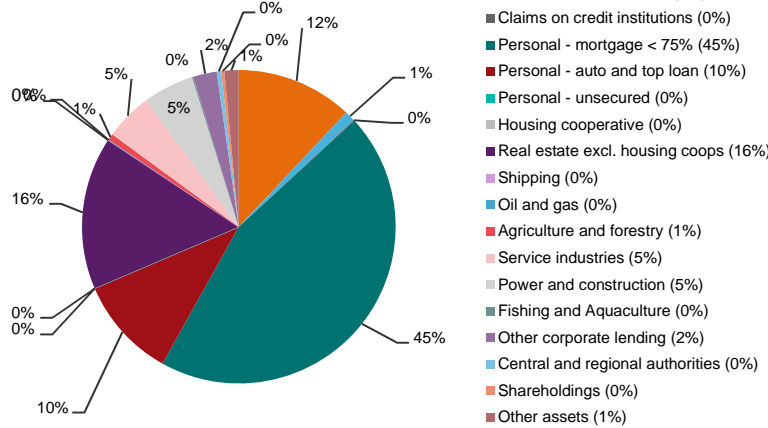
On 1 January 2014, the two savings banks Sparebanken Pluss and Sparebanken Sør merged to form the "new" Sparebanken Sør. The historical figures are from Sparebanken Pluss, which is the continued bank. The "new" Sparebanken Sør is the largest bank in the Agder counties with 432 employees across Vest-Agder, Aust-Agder and Telemark. The main office is located in Kristiansand. The group includes the real estate agency Sørmeglere. Sparebanken Sør has access to financing through covered bonds issued by Sparebanken Sør Boligkreditt AS.

Sparebanken Sør has had an annualised growth in lending to corporates (incl. unutilized comm., guarantees) of 8.0% over the last 4 periods, (moderate growth as a share of total adj. assets¹, with 2.9% growth on average). The total capital ratio is 18.7% (the median for banks with total assets over 10 bn is 19.6%). Book equity constitutes 8.9% of total assets. Sparebanken Sør has a moderate share of net short funding, as debt² adjusted for liquid assets³ equal to 8.8% of total assets (median 3.8%) matures during the next 18 months. Non-performing and other doubtful commitments constitute 0.7% of adj. lending¹ (low share of non-performing loans). Individual and collective write-downs amount to NOK 458 million, equal to 59% of non-performing and other doubtful commitments.

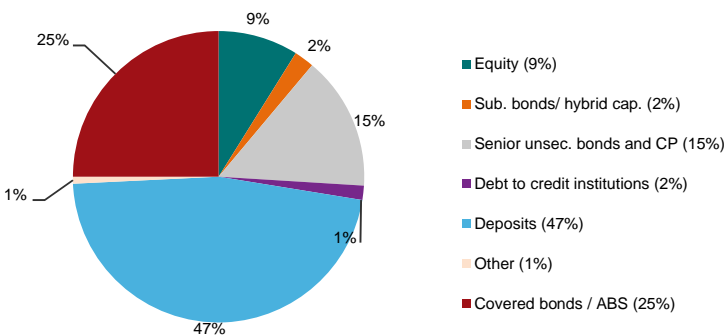


4611
 Kristiansand

Assets as of 31/12/2018



Debt and equity as of 31/12/2018



DNB Markets Credit Research Bank Rating Model score

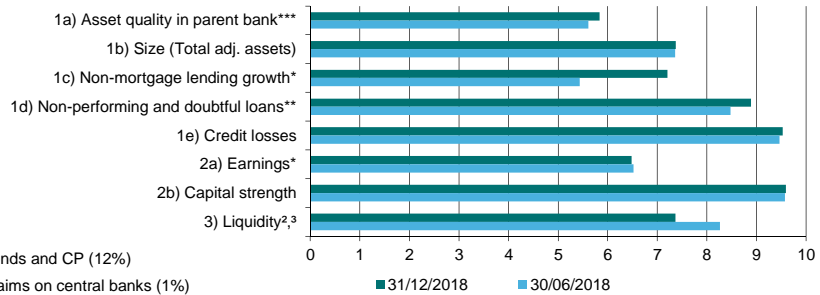
(10 is best score for all factors)

Main model categories: 1a-1d: Asset quality factors, 2a-2b: Loss absorption capacity factors, 3: Liquidity factor

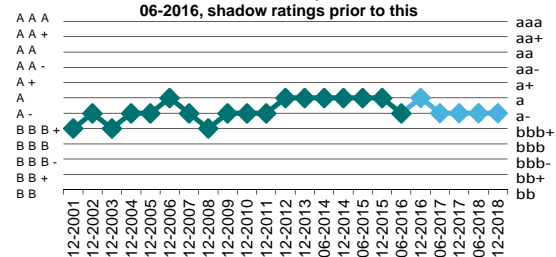
* 5-year history for earnings score and 4-year history for growth score

** non-performing and doubtful commitments, adj. for provisions

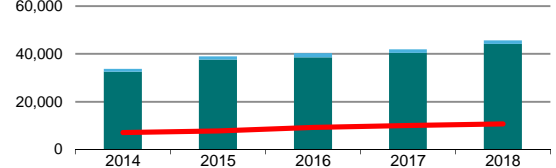
*** see introduction for explanation of DNB Markets' model



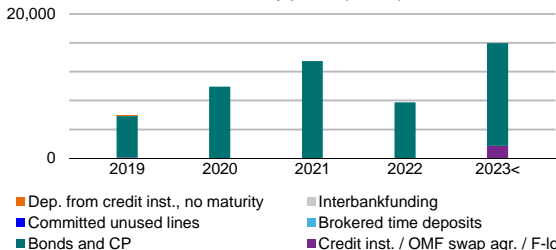
Credit assessment history - ACS as from 06-2016, shadow ratings prior to this



Corporate lending inc. undrawn commitments vs equity (NOKm)



Debt maturity profile (NOKm)



1) Including loans transferred to credit institutions

2) Debt maturing by 30/06/2020 and 20% of deposits exceeding NOK2m adjusted for liquid assets

3) Liquid assets: bond portfolio with 20% hair cut, in excess of the old liquidity reserve requirement (6% of total debt), claims on central banks and credit institutions, and back stop facilities maturing after 30/06/2020.

4) Automated Credit Score

Sources: The bank, Bloomberg and DNB Markets (calculations)

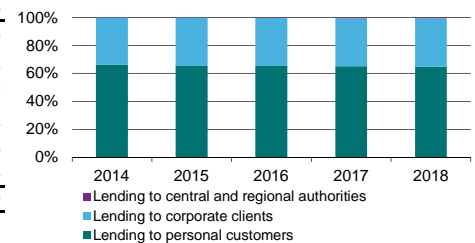
Sparebanken Sør

Accounts for the bank group

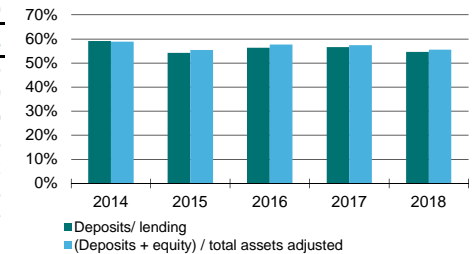
Accounting standard: IFRS

Income statement (NOKm, condensed)	2014	2015	2016	2017	2018
Net interest income and other credit income	1,511	1,521	1,565	1,679	1,729
Net other income and fees from banking services	318	317	331	345	348
Total net recurring revenues	1,829	1,838	1,896	2,024	2,077
Operating expenses	-634	-817	-829	-811	-884
Total net recurring income bef. losses and tax	1,195	1,021	1,067	1,213	1,193
Credit losses on loans/guarantees (reversal)	268	97	50	20	-36
Earnings before tax excluding valuation effects	927	924	1,017	1,193	1,229
Net valuation effect on bonds, stocks, curr. etc ¹	173	-69	256	73	-5
Earnings before tax	1,100	855	1,273	1,266	1,224
Tax	-215	-231	-284	-282	-285
Net income (loss) for the period	885	624	989	984	939
Comprehensive income for the period	792	668	1,001	974	939
Balance sheet	2014	2015	2016	2017	2018
Cash and deposits with central banks	595	332	797	1,143	1,288
Lending to and deposits with credit institutions	180	157	156	236	119
Gross lending to customers	81,628	89,110	91,523	98,086	103,400
Individual and collective write-downs	715	723	595	568	458
Net lending to customers	80,913	88,387	90,928	97,518	102,942
Bonds and commercial paper	10,359	10,557	11,815	13,468	14,598
Shareholdings/ other fin. investments/ instruments	445	487	542	572	370
Other holdings incl derivatives and fixed assets	1,533	1,401	1,196	1,358	1,787
Immaterial assets	37	13	21	15	22
Total assets	94,062	101,334	105,455	114,310	121,126
Loans and deposits from credit institutions	614	576	178	902	1,918
Deposits from customers	48,250	48,349	51,562	55,580	56,537
Debt securities issued (excl. sub. and hyb.)	35,775	41,899	41,217	44,343	48,323
-Of which covered bonds / ABS	18,414	22,034	24,633	26,495	30,296
Other liabilities incl derivatives	1,166	1,047	1,244	973	898
Subordinated debt(upper and lower Tier 2)	400	1,200	1,203	1,404	1,604
Additional Tier 1 securities (AT1)	700	510	825	1,075	1,075
Equity excluding Tier 2 and AT1	7,157	7,753	9,226	10,033	10,771
Total liabilities and equity	94,062	101,334	105,455	114,310	121,126
Total adjusted assets (incl. loans in external c.i.)	94,062	101,334	105,455	114,310	121,126
Other items regarding lending	2014	2015	2016	2017	2018
Lending to personal customers	54,076	58,230	59,861	63,844	67,282
Lending to personal cust. incl ext. credit inst.	54,076	58,230	59,861	63,844	67,282
Lending to corporate clients	27,552	30,880	31,328	33,797	35,945
Corp. lending incl. ext. credit ins, undrawn & guaran	32,589	37,555	38,585	40,400	44,160
Lending to central and regional authorities	22	26	334	414	551
Gross non-perf. and doubtful commitments	1,466	1,212	910	892	774
Key ratios	2014	2015	2016	2017	2018
Net interest income to average total assets	2.16%	1.56%	1.51%	1.53%	1.47%
Net adj. interest income to ave. total adj. assets	1.61%	1.56%	1.51%	1.53%	1.47%
Non interest income adj. / total adj. income	17.4%	17.2%	17.5%	17.0%	16.8%
Cost/ income excluding net valuation effects	34.7%	44.5%	43.7%	40.1%	42.6%
EBT excl. net valuation effects/ave. tot. assets	1.33%	0.95%	0.98%	1.09%	1.04%
EBT excl. net val. effects/ave. tot. assets adj.	0.99%	0.95%	0.98%	1.09%	1.04%
Adj. net inc. excl.val. effects/ave. tot. assets adj.	0.73%	0.70%	0.73%	0.80%	0.77%
Adj. net income, excl.val. effects/ave. equity	13.38%	9.17%	8.86%	9.17%	8.74%
ROE, book net income to average equity	17.26%	8.37%	11.65%	10.22%	9.03%
Gross non-perf. and doubtful/gr. lending adj.	1.80%	1.36%	0.99%	0.91%	0.75%
Write-downs/(gr. non-perf. and other doubtful)	48.8%	59.7%	65.4%	63.7%	59.2%
Credit losses/gross lending	0.33%	0.11%	0.05%	0.02%	-0.03%
Credit losses/gross lending adjusted	0.33%	0.11%	0.05%	0.02%	-0.03%
Cred. losses/net recurring inc. bef. losses, tax	22.4%	9.5%	4.7%	1.6%	-3.0%
Loans transferred to credit inst./ total assets adj.	21.3%	25.3%	26.7%	27.1%	32.0%
Resid. loans transf. to cr.inst./lend. to pers. adj.	37.1%	44.1%	47.0%	48.5%	57.6%
Deposits/ lending	59.1%	54.3%	56.3%	56.7%	54.7%
Deposits/ lending adjusted	59.1%	54.3%	56.3%	56.7%	54.7%
(Deposits + equity) / total assets adjusted	58.9%	55.4%	57.6%	57.4%	55.6%
Liquidity coverage ratio (LCR)		108.0%	128.0%	139.0%	190.0%
REA/ total adjusted assets	57.4%	59.9%	58.8%	57.3%	57.8%
Book equity / total assets (unweighted)	7.6%	7.7%	8.7%	8.8%	8.9%
Book equity / total adjusted assets (unweighted)	7.6%	7.7%	8.7%	8.8%	8.9%
Com. Equity Tier 1 cap./tot. assets adj. (unweighted)	7.5%	7.6%	8.6%	8.7%	8.7%
Leverage ratio		7.0%	8.6%	9.2%	9.2%
CET 1 (floor rule, prop. consolidation from 2018)	13.1%	12.7%	14.7%	15.1%	15.0%
Tier 1 (floor rule, prop. consolidation from 2018)	14.4%	13.5%	16.0%	16.8%	16.6%
Total cap. (floor rule, prop. consolidation from 2018)	15.1%	15.5%	17.9%	18.9%	18.7%
Gap to CET1 5.125% AT1-trigger (% of adj. lending)	5.3%	5.2%	6.5%	6.7%	6.7%
Self-imposed target CET 1 ratio:	14.8%	Self-imposed target Leverage ratio:			
Currently known CET1 ratio requirement inc. pillar 2	14.5%				

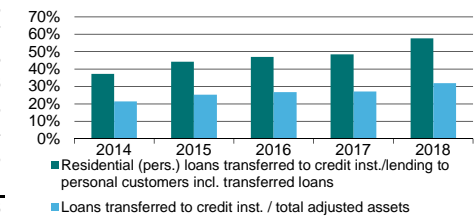
Lending distribution (simplified)



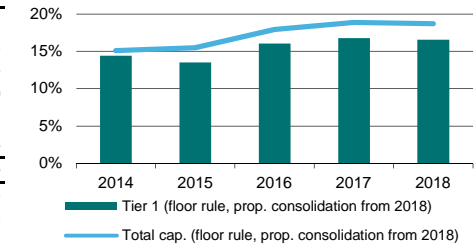
Deposit ratios



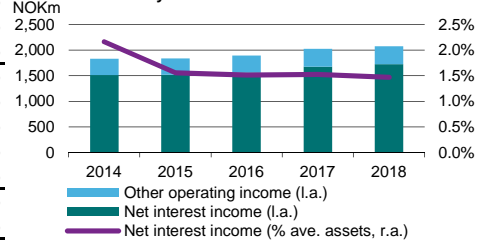
Loans transferred to credit institutions



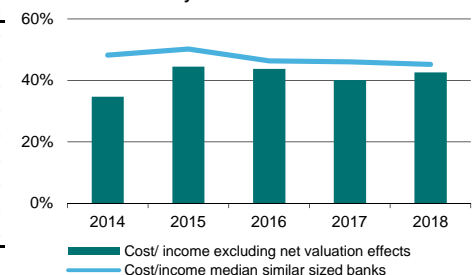
Capital ratios



Profitability



Cost efficiency



- Including trading income and selected one-offs such as income from changes in pension regulation
- Loans transferred to jointly owned credit instit. with the purpose of issuing covered bonds. Not on the group's balance sheet
- Loans transferred to the bank's own credit instit. with the purpose of issuing covered bonds. Remains on the group's balance sheet

IMPORTANT/DISCLAIMER

This note (the "Note") must be seen as marketing material and not as an investment recommendation within the meaning of the Norwegian Securities Trading Act of 2007 paragraph 3-10 and the Norwegian Securities Trading Regulation 2007/06/29 no. 876.

The Note has been prepared by DNB Markets, a division of DNB Bank ASA, a Norwegian bank organized under the laws of the Kingdom of Norway (the "Bank"), for information purposes only. The Note shall not be used for any unlawful or unauthorized purposes. The Bank, its affiliates, and any third-party providers, as well as their directors, officers, shareholders, employees or agents (individually, each a "DNB Party"; collectively, "DNB Parties") do not guarantee the accuracy, completeness, timeliness or availability of the Note.

The analyst hereby certifies that (i) the views expressed in this report accurately reflect that research analyst's personal views about the company and the securities that are the subject of this report, and (ii) no part of the research analyst's compensation was, is, or will be, directly or indirectly, related to the specific recommendations or views expressed by that research analyst in this report. DNB Markets employees, including research analysts, may receive compensation that is generated by overall firm profitability.

DNB Parties are not responsible for any errors or omissions, regardless of the cause, nor for the results obtained from the use of the Note, nor for the security or maintenance of any data input by the user. The Note is provided on an "as is" basis. DNB PARTIES DISCLAIM ANY AND ALL EXPRESS OR IMPLIED WARRANTIES, INCLUDING, BUT NOT LIMITED TO, ANY WARRANTIES OF MERCHANTABILITY OR FITNESS FOR A PARTICULAR PURPOSE OR USE, FREEDOM FROM BUGS, SOFTWARE ERRORS OR DEFECTS, THAT THE NOTE'S FUNCTIONING WILL BE UNINTERRUPTED OR THAT THE NOTE WILL OPERATE WITH ANY SOFTWARE OR HARDWARE CONFIGURATION. In no event shall DNB Parties be liable to any party for any direct, indirect, incidental, exemplary, compensatory, punitive, special or consequential damages, costs, expenses, legal fees, or losses (including, without limitation, lost income or lost profits and opportunity costs) in connection with any use of the Note, even if advised of the possibility of such damages. Any opinions expressed herein reflect the Bank's judgment at the time the Note was prepared and DNB Parties assume no obligation to update the Note in any form or format. The Note should not be relied on and is not a substitute for the skill, judgment and experience of the user, its management, employees, advisors and/or clients when making investment and other business decisions. No DNB Party is acting as fiduciary or investment advisor in connection with the dissemination of the Note. While the Note is based on information obtained from public sources that the Bank believes to be reliable, no DNB Party has performed an audit of, nor accepts any duty of due diligence or independent verification of, any information it receives.

Conflict of interest

Confidentiality rules and internal rules restrict the exchange of information between different parts of the Bank, and between the Bank and other parts of the DNB Group, and this may prevent employees of DNB Markets who are preparing the Note from utilizing or being aware of available information that may be relevant to the recipients of the Note. The Bank and the DNB Group have incorporated internal rules and regulations in order to avoid any potential conflicts of interest.

DNB Markets/DNB group may have its own portfolio of financial instruments issued by the companies.

The analyst(s) or any close associates may hold positions in financial instruments issued by the companies.

The Analyst(s) does not receive any compensation related to a specific assignment or credit research report.

DNB Markets may have carried out assignments for the issuers and received compensation during the last 12 months.

The Note is not an offer to buy or sell any security or other financial instrument or to participate in any investment strategy. Distribution of material like the Note is in certain jurisdictions restricted by law. Persons in possession of the Note should seek further guidance regarding such restrictions before distributing the Note.

The Note is for clients only, and not for publication, and has been prepared for information purposes only by DNB Markets - a division of DNB Bank ASA registered in Norway with registration number NO 984 851 006 (the Register of Business Enterprises) under supervision of the Financial Supervisory Authority of Norway (Finanstilsynet), the Monetary Authority of Singapore, and on a limited basis by the Financial Conduct Authority and the Prudential Regulation Authority of the UK, and the Financial Supervisory Authority of Sweden. Details about the extent of our regulation by local authorities outside Norway are available from us on request. Information about DNB Markets can be found at dnb.no.

Additional information for clients in Singapore

The Note has been distributed by the Singapore Branch of DNB Bank ASA. It is intended for general circulation and does not take into account the specific investment objectives, financial situation or particular needs of any particular person. You should seek advice from a financial adviser regarding the suitability of any product referred to in the Note, taking into account your specific financial objectives, financial situation or particular needs before making a commitment to purchase any such product.

You have received a copy of the Note because you have been classified either as an accredited investor, an expert investor or as an institutional investor, as these terms have been defined under Singapore's Financial Advisers Act (Cap. 110) ("FAA") and/or the Financial Advisers Regulations ("FAR"). The Singapore Branch of DNB Bank ASA is a financial adviser exempt from licensing under the FAA but is otherwise subject to the legal requirements of the FAA and of the FAR. By virtue of your status as an accredited investor or as an expert investor, the Singapore Branch of DNB Bank ASA is, in respect of certain of its dealings with you or services rendered to you, exempt from having to comply with certain regulatory requirements of the FAA and FAR, including without limitation, sections 25, 27 and 36 of the FAA. Section 25 of the FAA requires a financial adviser to disclose material information concerning designated investment products which are recommended by the financial adviser to you as the client. Section 27 of the FAA requires a financial adviser to have a reasonable basis for making investment recommendations to you as the client. Section 36 of the FAA requires a financial adviser to include, within any circular or written communications in which he makes recommendations concerning securities, a statement of the nature of any interest which the financial adviser (and any person connected or associated with the financial adviser) might have in the securities.

Please contact the Singapore Branch of DNB Bank ASA at +65 6212 0753 in respect of any matters arising from, or in connection with, the Note.

The Note is intended for and is to be circulated only to persons who are classified as an accredited investor, an expert investor or an institutional investor. If you are not an accredited investor, an expert investor or an institutional investor, please contact the Singapore Branch of DNB Bank ASA at +65 6212 0753.

We, the DNB group, our associates, officers and/or employees may have interests in any products referred to in the Note by acting in various roles including as distributor, holder of principal positions, adviser or lender. We, the DNB group, our associates, officers and/or employees may receive fees, brokerage or commissions for acting in those capacities. In addition, we, the DNB group, our associates, officers and/or employees may buy or sell products as principal or agent and may effect transactions which are not consistent with the information set out in the Note.

Additional information for clients in the United States

Each research analyst named on the front page of this research report, or at the beginning of any subsection hereof, hereby certifies that (i) the views expressed in this report accurately reflect that research analyst's personal views about the company and the securities that are the subject of this report; and (ii) no part of the research analyst's compensation was, is, or will be, directly or indirectly, related to the specific recommendations or views expressed by that research analyst in this report.

The research analyst(s) named on this report are foreign research analysts as defined by NASD Rule 1050. The only affiliate contributing to this research report is DNB Bank through its DNB Markets division ("DNB Markets/DNB Bank"); the foreign research analysts employed by DNB Markets/DNB Bank are named on the first page; the foreign research analysts are not registered/qualified as research analysts with FINRA; foreign research analysts are not associated persons of DNB Markets, Inc. and therefore are not subject to the restrictions set forth in FINRA Rules 2241 and 2242 regarding restrictions on communications with a subject company, public appearances and trading securities held by a research analyst account.

This is a Third Party Research Report as defined by FINRA Rules 2241 and 2242. Any material conflict of interest that can reasonably be expected to have influenced the choice of DNB Markets/DNB Bank as a research provider or the subject company of a DNB Markets/DNB Bank research report, including the disclosures required by FINRA Rules 2241 and 2242 can be found above.

This report is being furnished solely to Major U.S. Institutional Investors within the meaning of Rule 15a-6 under the U.S. Securities Exchange Act of 1934 and to such other U.S. Institutional Investors as DNB Markets, Inc. may determine. Distribution to non-Major U.S. Institutional Investors will be made only by DNB Markets, Inc., a separately incorporated subsidiary of DNB Bank that is a U.S. broker-dealer and a member of the Financial Industry Regulatory Authority ("FINRA") and the Securities Investor Protection Corporation ("SIPC").

Any U.S. recipient of this report seeking to obtain additional information or to effect any transaction in any security discussed herein or any related instrument or investment should contact DNB Markets, Inc., 200 Park Avenue, New York, NY 10166-0396, telephone number +1 212-551-9800.

Contacts

Credit research

Ole Einar Stokstad
Head of Credit Research, Financials
+47 24 16 90 48
ole.einar.stokstad@dnb.no

Rolv Kristian Heitmann
Financials & Utilities
+47 24 16 90 49
rolv.kristian.heitmann@dnb.no

Thomas Larsen
Investment Grade Corporates
+47 24 16 90 44
thomas.larsen@dnb.no

Magnus Vie Sundal
Credit Strategist
+47 24 16 91 23
magnus.vie.sundal@dnb.no

Mikael Løkken Gjerding
High-Yield Oil/Offshore
+47 24 16 90 47
mikael.lokken.gjerding@dnb.no

Martin Børter
High-Yield Shipping
+47 24 16 90 46
martin.bortor@dnb.no

Karin Busch
High-Yield Shipping
+47 24 16 90 43
karin.busch@dnb.no

Espen Granly
High-Yield Corporates
+47 24 16 93 64
espen.granly@dnb.no

Investment grade

High-yield

Fredrik Høssjer
High-Yield Corporates
+46 8 597 912 16
fredrik.hossjer@dnb.se

Erik Oberg
Investment Grade & High-Yield Corp.
+46 8 473 48 49
erik.oberg@dnb.se

Jurate Mazulyte
Investment Grade & High-Yield Corp.
+46 73 340 1586
jurate.mazulyte@dnb.se

Fixed income sales

Oslo – Investment Grade

Jan Krogh-Vennemo	jan.vennemo@dnb.no	+47 24 16 90 15
Khagani Agaev	khagani.agaev@dnb.no	+47 24 16 90 61
Elisabeth Agre	elisabeth.agre@dnb.no	+47 24 16 90 13
Vilde Flugsrud	vilde.flugsrud@dnb.no	+47 40 45 34 39
Morten Fornes	morten.fornes@dnb.no	+47 24 16 90 18
Hedda Giaever	hedda.giaever@dnb.no	+47 24 16 91 05
De Cong Lu	de.cong.lu@dnb.no	+47 24 16 90 12
Morten Madsen	morten.madsen@dnb.no	+47 24 16 90 22
Trond S. Marthinsen	trond.marthinsen@dnb.no	+47 24 16 90 19
Dag Bernt Nilsen	dag.nilsen@dnb.no	+47 24 16 90 11
Margrethe Ouren	margrethe.ouren@dnb.no	+47 24 16 94 25
Jannis Rikvold	jannis.rikvold@dnb.no	+47 24 16 90 16
Stian Holter	stian.holter@dnb.no	+47 24 16 90 14

Oslo – High Yield

Nils-Jørgen Firmland	nils-jorgen.firmland@dnb.no	+47 24 16 90 23
Alain Britt-Côté	alain.britt-cote@dnb.no	+47 24 16 90 09
Fredrik T. Eliassen	fredrik.thorso.eliassen@dnb.no	+47 24 16 91 03
Rune B. Liholt	rune.liholt@dnb.no	+47 24 16 90 25
Erich Normann	erich.normann@dnb.no	+47 24 16 91 13
Christian Malde	christian.malde@dnb.no	+47 24 16 90 26
Runar Myrøld	runar.myrold@dnb.no	+47 24 16 90 24
Joakim Ben Riala	joakim.ben.riala@dnb.no	+47 24 16 94 16
Petter M. Rishovd	petter.rishovd@dnb.no	+47 24 16 90 21

Norway – Fixed Income and Real Estate

Frank Rognes	frank.rognos@dnb.no	+47 24 16 91 15
Bård Løkken	bard.lokken@dnb.no	+47 73 87 49 85
Harald Taarud	harald.taarud@dnb.no	+47 61 24 79 57
Simen Wiedswang	simen.wiedswang@dnb.no	+47 24 16 90 17

Norway – Other regional

Erik Hagerup	erik.hagerup@dnb.no	+47 51 84 04 36
Ragnar Husebø	ragnar.husebo@dnb.no	+47 56 13 27 09
Per Olav Sætren	per.olav.satren@dnb.no	+47 51 84 04 34

New York

John Parker	john.parker@dnb.no	+1 212 551 9852
Arin Kamangar	arin.kamangar@dnb.no	+1 212 551 9858
Brian Mcevilly	brian.mcevilly@dnb.no	+1 212 551 9897

Singapore

Eleana Mei Ling Chan	eleana.chan@dnbbank.com	+65 6220 7717
----------------------	--	---------------

Stockholm

Viktor Jansson	viktor.jansson@dnb.se	+46 8 473 48 71
Daniel Andersson	daniel.andersson@dnb.se	+46 8 473 48 75
Andreas Birgersson	andreas.birgersson@dnb.se	+46 8 597 91 212
Jamil Ekring	jamil.ekring@dnb.se	+46 8 473 48 21
Robert Fredholm	robert.fredholm@dnb.se	+46 8 473 48 59
Erik Björkman	erik.bjorkman@dnb.se	+46 8 473 48 55
Pontus Kylander	pontus.kylander@dnb.se	+46 8 473 48 73
Camilla Ohlsson	camilla.ohlsson@dnb.se	+46 8 597 91 217
Ulf Pettersson	ulf.pettersson@dnb.se	+46 8 473 48 38
Sebastian Zilliacus	sebastian.zilliacus@dnb.se	+46 8 597 91 214

Financing Group – Bond origination

Oslo

Peter Behncke	peter.behncke@dnb.no	+47 95 20 35 30
Jarl H. Brevik	jarl.brevik@dnb.no	+47 97 66 99 16
Stian Fjellsøy	stian.fjellsoy@dnb.no	+47 92 08 15 76
Knut Eivind Haaland	knut.eivind.haaland@dnb.no	+47 91 54 16 49
Kristina Solbakken Lund	ksl@dnb.no	+47 92 61 50 34
Haakon Magne Ore	haakon.magne.ore@dnb.no	+47 92 02 75 10
Peter Rohn	peter.rohn@dnb.no	+47 41 20 06 59
Henning Serlie	henning.serlie@dnb.no	+47 48 40 30 05

London

Padraig Harrington	padraig.harrington@dnb.no	+44 20 7621 6021
Stuart Fidler	stuart.fidler@dnb.no	+44 20 7621 6129

New York / Houston

Robert Christensen	robert.christensen@dnb.no	+1 212 551 9831
Daniel Hochstadt	daniel.hochstadt@dnb.no	+1 212 681 3990

Singapore

Joachim Skorge	joachim.skorge@dnb.no	+65 6212 06 70
----------------	--	----------------

Stockholm

Karl Johan Kulling	karljohan.kulling@dnb.se	+46 8 473 48 67
Nina Ahlstrand	nina.ahlstrand@dnb.se	+46 8 473 48 78
Johan Edin	johan.edin@dnb.se	+46 76 466 69 21
Henrik Kansmark	henrik.kansmark@dnb.se	+46 76 466 69 22
Kristofer Pousette	kristofer.pousette@dnb.se	+46 8 473 48 77

Fixed income syndication desk

Oslo

Pål Vammervold	pal.vammervold@dnb.no	+47 99 70 26 17
Jamil Ekring	jamil.ekring@dnb.se	+46 70 63 33 300
Pål Hegseth	pal.hegseth@dnb.no	+47 98 49 33 62
Mathias Iversen	mathias.iversen@dnb.no	+47 90 89 54 34
Caroline Nytvædt	caroline.nytvedt@dnb.no	+47 99 77 75 19
Knut Olav Rønningen	knut.olav.ronningen@dnb.no	+47 93 25 53 85